





Sewing Recommendations

Needle	Brand	SCHMETZ (or equivalent)		
	Series	 SD1 - Round point with small triangular tip		 DI - Diamond point
	Size	#18 (135×17 SD1) (DP×17 SD1)	#19 (134-35 SD1) (2134-35 SD1) (DP×35 SD1)	#19 (134-35 DI) (DP×35 DI)
Seam types	 Superimposed seam/Plain seam		 Lapped seam/Decorative seam/ Flat-felled seam	
Thread	Select thread proportionate to needle size to ensure seam integrity.			
Stitches	The recommended stitch length is 5-7 stitches per inch.			
Note	<ol style="list-style-type: none"> 1) The above recommendations are examples; similar alternatives may be used. 2) Add a lock stitch to enhance seam security. 3) Ensure the sewing machine timing is properly calibrated to avoid needle drag during withdrawal. 4) Avoid presser feet with sharp edges, which can damage the fabric surface. 5) Calibrate the sewing machine's speed and sewing foot guide settings to avoid fabric drag or enlargement of thread holes. Newer machines often have settings specifically for coated fabrics. 6) For marine applications, some customers find better performance using a smaller needle, such as size #17. 			
Lamination tips	<ol style="list-style-type: none"> 1) To prevent migration of volatile compounds from the foam into Sileather, we recommend covering the foam with PE/PP films or using low-emission aliphatic polyester foam. Use machine lamination or a roller tool to apply adhesives evenly. Avoid leaving excessive adhesive residue on the backing, which may seep into the top coating. 2) For marine upholstery, Sileather performs best when laminated with open-cell, reticulated, quick-drying foam. A waterproof barrier between the fabric and foam is recommended. 3) We recommend using water-based adhesives. 4) H.B. Fuller HP-2000 solvent-based canister adhesive has been tested and is recommended by H.B. Fuller. Always perform your own testing before applying any adhesive to the material. 			


Disclaimer:

The information provided in this guide is based on internal testing and feedback from customers across various industries. It is intended for general reference only. Product performance may vary depending on specific applications, equipment, and environmental conditions. Siotech Corporation does not endorse or guarantee the performance of any third-party tools, adhesives, or materials mentioned herein. Users are responsible for conducting their own tests to verify compatibility and suitability for their intended use. Siotech Corporation assumes no liability for any damage, failure, or loss resulting from the use of this information.

Sileather® Cleaning Guide

Advanced Stain Resistant Molecular Structure

Sileather is inherently stain resistant thanks to our proprietary Siotech® silicone formula. As shown in the graphic below, our 100% silicone coating has very low surface tension and small molecular gaps, which make stains unable to penetrate Sileather fabrics.



General cleaning method:

1. Use a soft cloth to remove as much of the stain as possible.
2. Apply clean or soapy water to the stain with a cloth or sponge, and gently wipe until the stain disappears.
3. Wipe with a clean damp cloth and let air dry. Residue left by cleaners may shorten the service life and affect the appearance of the product and should be removed as soon as possible.



Professional cleaning method:

1. Remove the excessive stain with a clean cloth.
2. Take a damp cloth or sponge, wipe with moderate amounts of isopropyl alcohol solution/professional cleaning agents/diluted bleach solution (1:4 water). Wipe dry and repeat if necessary.
3. Wipe with a clean damp cloth and let air dry. Residue left by cleaners may shorten the service life and affect the appearance of the product and should be removed as soon as possible.

Caution:

- Test any cleaning method or agent in a small, hidden, and inconspicuous area before use.
- Please use a clean, soft cloth (or sponge) that does not fade.
- Avoid the use of rough and scratchy cleaning tools.
- Alcohol and alcohol-based cleaners are combustible. Please handle with care. Use only a small amount of detergent to avoid any source of ignition. Wear protective gloves and be sure to clean in a well-ventilated area.
- Common stains can be removed with clean water. For lipstick, markers and other stubborn stains, it is recommended to use isopropyl alcohol and clean within 24 hours. It is recommended that you clean and maintain your Sileather products on a monthly basis.
- Please keep hydrocarbons, benzene solvents, and cyclosiloxane oligomers away from Sileather fabrics.

Disclaimer:

Sileather can neither guarantee, nor take responsibility for specific results. Under no circumstances shall Sileather be liable for any incidental, consequential, or other damage resulting from negligence, misuse, mishandling or exposure of any chemicals used in connection with maintenance. Users must read the product specifications and determine appropriateness for specific applications. All label instructions on their use and precautions should be followed.